

CEREAL BOX BOOK REPORT



FRONT OF BOX

- Include the name of the cereal and a picture.
- Invent a name for the cereal that is related to the title of the book and sounds like a cereal.
- Do not use the exact title of the book.
- Choose a shape for the cereal as well as colors and ingredients that all relate to the book.
- For example, for Harry Potter and the Sorcerer's Stone, you might invent a cereal called "Wizard Wands," a toasted oat cereal in the shape of miniature lightning bolts.



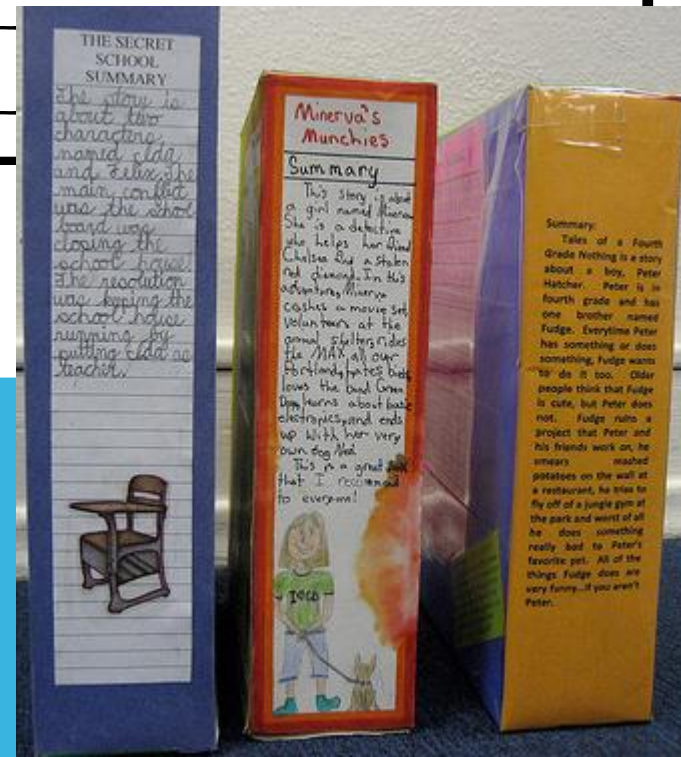
LEFT SIDE OF BOX

Left Side of Box: Cut out this box and place in on the left side of your cereal box.

Write a summary that describes the main problem and how the problem was solved. Try to use words that will "grab" the readers' attention and make them want to buy your cereal.

Summary of Book: _____

- Write at least a 1 paragraph summary that describes the main problem and the solution of the book. (Must include at least 5 complete sentences.)



TOP OF BOX

Title of Book: _____

Author: _____ # of Pages: _____

★ ★ ★ ★ ★

- Include the Title
- Author
- Number of pages
- Number of stars you would give this book if you were a book critic. The maximum number of stars would be 5.

Title of Book: 20,000 Leagues Under the Sea

Author: Jules Verne # of Pages: 279

Rating: ★ ★ ★ ★ ★



PRIZE

- Prize: Cereal boxes often include a prize.
- Your prize must be something the main character could have used in the book or something that reminds you of the main character.
- You can even include a picture of the prize on the front of your box to let the reader know what is inside the box.



BACK OF BOX

- Design a game that is based on the story.
- It can be a puzzle, word search, word scramble, maze, crossword puzzle, hidden picture illustration, or any other fun activity that might be found on the back of a cereal box.
- Make sure that it includes information from the book.



CEREAL BOX COMMERCIAL

- Students will share their project by doing a 1-2 minute commercial for their cereal.
- Students should practice their commercials at home to make sure of the timing.
- The goal is to make other students really want to buy the cereal (read the book).
- Use the following guidelines for writing the commercial:
 - Share exciting elements from the book – the problem, important scenes, interesting characters, etc.
 - Be energetic! Try to convince the audience to buy the cereal whether you liked the book or not.
 - Cereal has nutritional value and is “good for the body.” Tell your classmates why this book would be good for them!
 - (Optional) Be a character from the book to help you “sell” your cereal.
- If you prefer to type your commercial or write it on index cards, that is fine. You will not need to turn in a draft of your commercial. Your grade on this part of the project will be based on how well you present your commercial to the class.



THE FOLLOWING IS A SUGGESTED SCHEDULE FOR COMPLETING THE CEREAL BOX PROJECT:

➤ Step 1:

- Become familiar with your project and due dates
- Choose a Book for your report
- Wrap your box (like you would wrap a present), in white or colorful paper

➤ Step 2:

- What will you name your cereal?
- "Talk/think about the character YOU will be in your book commercial presentation. Think what personality you would like to show audience.
- Think about what kinds of props that might be fun to use.
- Keep discussing your project up until the final day of presentation. You will find that ideas continue to form and refine themselves as the days pass.

➤ Step 3:

- Two sides of five completed (choose top, left side, right side, back, or front)
- Before gluing it onto your box, make sure that it is your best work, and is not a rough draft.

➤ Step 4:

- Do the rest of the five sides

PRESENTATION

➤ Step 5:

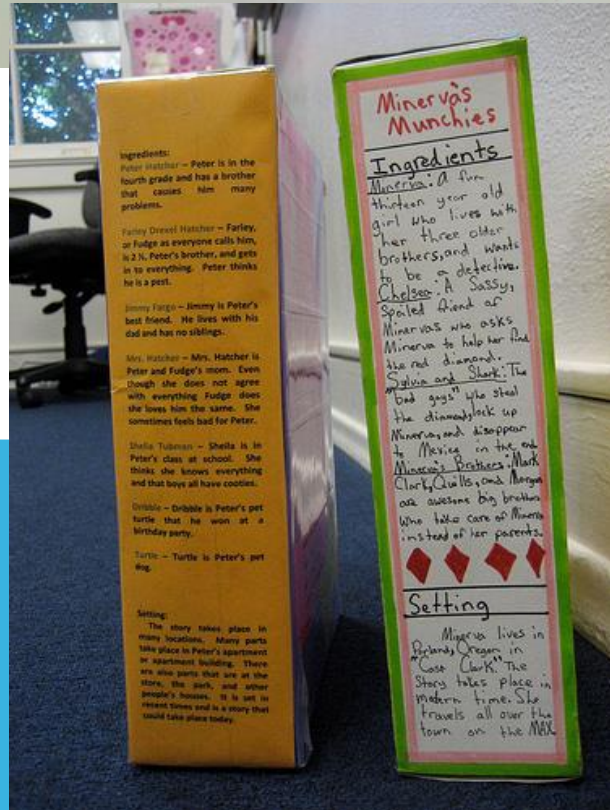
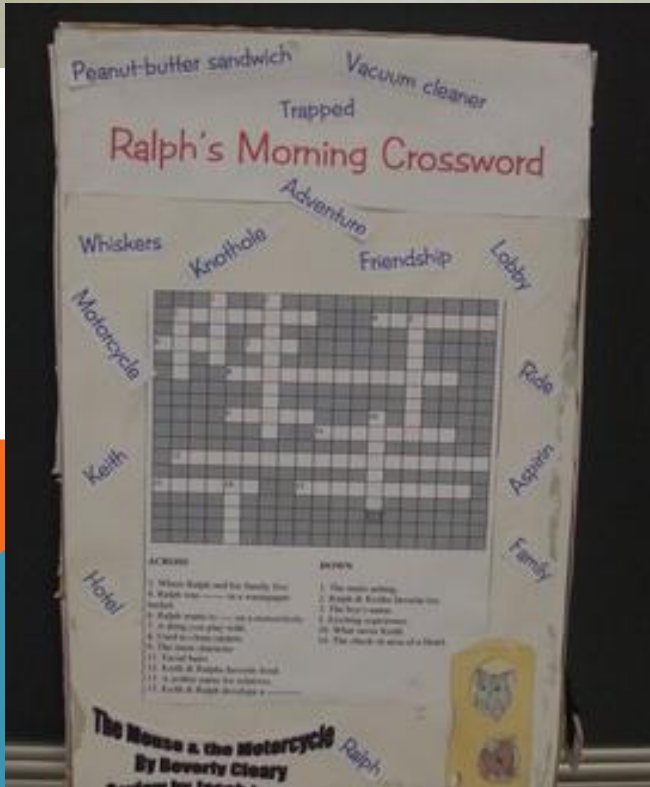
- Write your Presentation... no longer than a minute or two
- Think about the props you will use for your presentation (These do NOT need to be elaborate, but are there to lend “flavor” to your presentation).

➤ Step 6:

- Read and refine your written presentation.

➤ Step 7:

- Practice,
- Practice,
- Practice,
- Practice (project your voice and smile!)



SEA CRUNCH

10¢ OFFICIAL COUPON SEP 16
BOX TOPS
EDUCATION

PRIZE
 INSIDE!!!



Scrambled Brain Coral

hskar
 aes etort
 cergbie
 nitga dsuqi
 aes ruuccemb
 sqidu klmi
 nastitul
 hips rekew
 agin rlape
 erpsm wehia
 imnaabiure
 craol



Ocean Hunt

Q O R E S P Y W H A L E S Q
 R S D S E H O U F M S S I U
 A U D E I J V P C D S F S I
 L M V C A P Z S I J F S S I U
 A A I U R P E A B E C R I A T
 T R G U C A R E K K U L K
 S E R E L L W N O F A W S S U C
 H K C E L A U T F S H I
 X B A R T U R

SEAWEED
 CRAB
 FISH
 PEARL
 WHALES
 SHELLS

elsuttr
 rnaoap uuo
 tvaigj usi
 nadeswa
 naer
 sies
 bjh
 whies

Grading Checklist for Cereal Box Book Report

Front of the Box

- Invented Cereal name relates to the book.
- Picture relates to the book.
- Completed neatly/shows effort

_____ / 15

Right Side

- Describes the Main Characters using descriptive sentences.
- Setting is described using details and complete sentences.
- Completed neatly/shows effort
- Used Complete Sentences

_____ / 15

Left Side

- Clear summary given
- Includes at least 1 paragraph with 5 sentences.
- Gives main problem and solution
- Completed neatly/shows effort

_____ / 15

Back of the Box

- Game relates to the book.
- Game is interesting and the directions are clear
- Completed neatly/shows effort

_____ / 10

Top of the Box

- Gives title, author, number of pages, and rating
- Completed neatly/shows effort

_____ / 5

Prize

- Prize relates to the book.
- Prize is creative and imaginative

_____ / 5

Commercial

- Commercial clearly shows why students should “buy the cereal” (read the book).
- Student speaks clearly and is loud enough for everyone to hear.
- The commercial is interesting and catches everyone’s attention.
- Student shares exciting parts of book.
- Includes why the book is good for you.
- Prepared and organized during the Project’s Commercial presentation in class.

_____ / 15

Overall

- Cereal Box is neat, colorful, and attractive
- Spelling, punctuation, and grammar are correct

_____ / 10

Project Turned in on Time

_____ / 10

TOTAL POINTS: _____ / 100